

DSP9200

Form 5428T, 05/06

Computerized Wheel Balancer with Digital Signal Processor



Featuring Patented
ServoDrive™
Programmable DC
Drive System

HUNTER
Engineering Company
DSP9200

HUNTER
Engineering Company

DSP9200 Wheel Balancer

Easy-to-Use Display Panel Speeds Balance Service



1. Wheel Graphic Interface

Auto-prompting “road map” display of the tire/wheel assembly shows the wheel weight mode selected by the operator and helps guide the technician through balancing procedures.

2. Digital Rotary Encoders

Hunter's unique rotary encoders combine easy-to-use dials with precise digital data entry. Variable speed encoder knobs let the user dial fast to get in range and then slower to find the exact number. Durable knobs can't be damaged by over-rotation.

3. Expanded Soft Key Controls

Keys are labeled with simple, easy-to-read icons. Operators can easily get to where they want to go fast!

4. Mode Indicator Lights

The display panel helps the operator visually monitor the balance mode.

5. 360° Weight Angle Display

Display shows weight position and weight “shadow” when a position is located on the bottom half of the wheel. Aids clip-on weight placement at Top Dead Center (TDC) and tape weight placement at Bottom Dead Center (BDC).

6. Operation Placard

New employees can update themselves on advanced DSP features using step-by-step operation placards mounted on the back of the display panel.

Exclusive Features Make Expert Balancing Faster and Easier




ServoDrive™ is a patented, programmable DC drive system that offers the operator complete control and the fastest possible balancing service. The wheel can be rotated in either direction with variable speed and torque. Clip-on and tape weight locations are automatically positioned for application, while the Servo Push feature allows the operator to quickly change to the next weight position.

Automatic Double Dataset® Arms



Inner and outer Dataset® Arms speed entry of wheel data and placement of clip-on or adhesive weights while increasing accuracy and allowing single-spin balances.

Split Spoke® & Split Weight® Modes*




- Split Weight® mode offers multiple weight choices to reduce large weight inventories and avoid trim ring obstructions.
- Split Spoke® mode automatically locates the best out-of-sight position for adhesive weight placement on custom wheels.

Inner Dataset® Arm



Inner Dataset® Arm determines exact placement for weights. Automatically measures wheels up to a 28" diameter.

Spindle-Lok® Brake Feature



Tapping the foot brake activates entry and storage of wheel data. Foot pedal also locks spindle for easier tightening and loosening of wing nut.

Quick-Thread™ Auto-Clamping*



With a double tap of the foot pedal, the ServoDrive™ system feature automatically takes up unused spindle threads, eliminating hand cranking of the wing nut.

DSP9200 Balancer

Specifications*

Power Requirements: 230V (-10%/+15%), 20 amp, 50/60-Hz, 1-ph

Capacity:

Rim Width: 1.5" (38 mm) to 20" (508 mm)
Rim Diameter: 10" (254 mm) to 30" (762 mm)
ALU: 7.5" (191 mm) to 38" (965 mm)
Automatic Inner Dataset® Range: 10" (254 mm) to 28" (711 mm)
Maximum Tire Diameter: 38" (965 mm)
Maximum Tire Width: 20" (508 mm)
Maximum Tire Weight: 150 lbs. (68 kg)

Imbalance Resolution: +/- 0.05 oz. or 1 gm

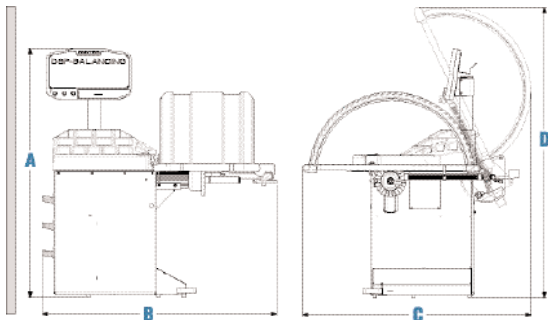
Placement Accuracy: 512 positions (+/- .07 degrees)

Balancing Speed: 150 RPM

Motor: "Intelligent" programmable drive system and DC motor

Shipping Weight: 475 lbs. (215 kg)

* Some dimensions, capacities and specifications may vary depending on tire and wheel configuration.



DSP9200 Dimensions

- A** 60-1/4" (1531 mm)
- B** 52-1/2" (1334 mm)
- C** 55" (1397 mm)
- D** 70-1/4" (1785 mm)



DSP9222DD

Adaptor Kit Options

Balancers do not include wheel adaptor kits as standard equipment. Select an adaptor kit from the following to match your service needs.

Basic Adaptor Kits:

20-1167-1 - Standard Taper: Consists of 4 Standard Taper Cones.

20-1626-1- Low Taper: Consists of 7 Low Taper Cones.

Preferred Adaptor Kits:

20-1910-1 - Standard Taper: Consists of 4 Standard Taper Cones, 4 In-Between Cones, Steel Spacer Ring, Multi-fit Flange Plate and Stud Kit and Storage Rack.

20-1911-1 - Low Taper: Consists of 7 Low Taper Cones, 4 In-Between Cones, Steel Spacer Ring, Multi-fit Flange Plate and Stud Kit and Storage Rack.

Precision Adaptor Kit:

20-1912-1 - Direct Fit: Consists of 18 Direct-Fit Collets, Steel Spacer Ring, Multi-fit Flange Plate and Stud Kit and Storage Rack.

Medium-Duty Truck Adaptor Kit:

20-1929-1 Consists of 2 Extra Large Truck Cones, 2 Spacers and TruckChuck Kit

For further adaptor options, see Form 3203T.

Because of continuing technological advancements, specifications, models and options are subject to change without notice.

Dataset, Quick-Thread, ServoDrive, Split Spoke, and Split Weight are trademarks of Hunter Engineering Company.

Visit our Website at www.Hunter.com

HUNTER
Engineering Company

11250 Hunter Drive, Bridgeton, MO 63044
800-448-6848 • 314-731-3020 • FAX 314-731-1776